

ALICE IN BOTETOURT COUNTY



2021 Point-in-Time Data

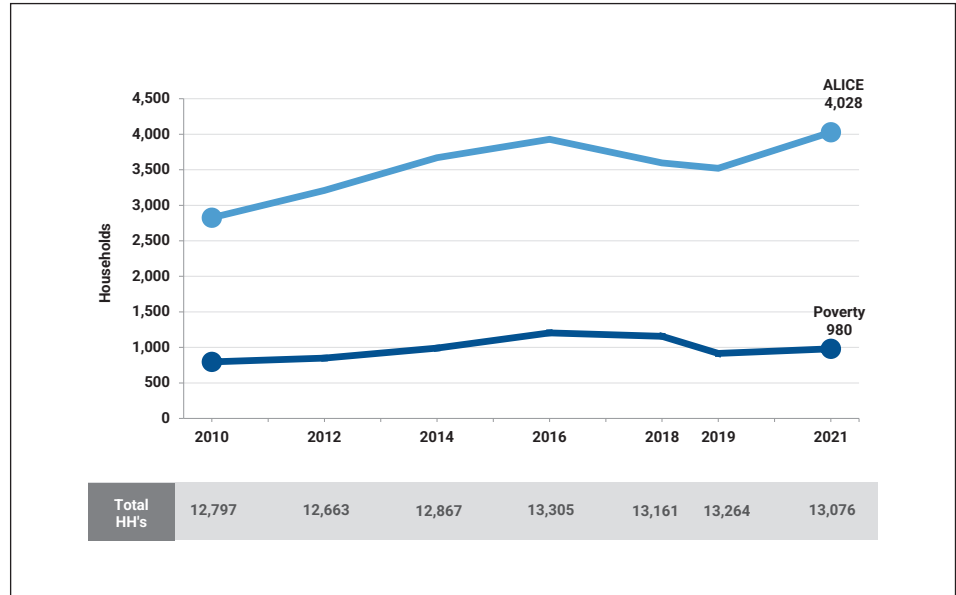
Population: 33,542 • **Number of Households:** 13,076 (-1% change from 2019)
Median Household Income: \$72,941 (state average: \$80,963)
Labor Force Participation Rate: 60.6% (state average: 65.2%)
ALICE Households: 31% (state average: 28%) • **Households in Poverty:** 7% (state average: 10%)

Financial Hardship Changes Over Time

ALICE is an acronym for **A**sset **L**imited, **I**ncome **C**onstrained, **E**mloyed – households that earn more than the Federal Poverty Level, but less than the basic cost of living for the county (the ALICE Threshold). Households below the ALICE Threshold – ALICE households plus those in poverty – can't afford the essentials.

As circumstances change, households may find themselves below or above the ALICE Threshold at different times. While the COVID-19 pandemic brought employment shifts, health struggles, and school/business closures in 2021, it also spurred unprecedented public assistance through pandemic relief measures. In 2019, 4,436 households in Botetourt County were below the ALICE Threshold; in 2021 this number changed to 5,008, (a 13% change).

Households by Income, Botetourt County, 2010–2021



Note: See an interactive version of this data at UnitedForALICE.org/Virginia.

Sources: ALICE Threshold, 2010–2021; American Community Survey, 2010–2021

The Cost of Basics Outpaces Wages

The Household Survival Budget reflects the minimum cost to live and work in the modern economy and includes housing, child care, food, transportation, health care, a smartphone plan, and taxes. It does not include savings for emergencies or future goals like college or retirement. The Household Survival Budget is calculated at the county level and varies by household composition, as costs can vary greatly depending on location and household needs.

In 2021, household costs in Botetourt County were well above the Federal Poverty Level of \$12,880 for a single adult and \$26,500 for a family of four.

To see costs for different household compositions in Botetourt County, visit UnitedForALICE.org/Household-Budgets/Virginia

Household Survival Budget, Botetourt County, 2021

	SINGLE ADULT	2 ADULTS, 1 INFANT, 1 PRESCHOOLER
Monthly Costs and Credits		
Housing – Rent	\$640	\$874
Housing – Utilities	\$154	\$292
Child Care	–	\$1,021
Food	\$442	\$1,204
Transportation	\$330	\$807
Health Care	\$230	\$927
Technology	\$75	\$110
Miscellaneous	\$187	\$524
Tax Payments	\$339	\$1,117
Tax Credits	\$0	-\$1,110
Monthly Total	\$2,397	\$5,766
ANNUAL TOTAL	\$28,764	\$69,192
Hourly Wage*	\$14.38	\$34.60

*Wage working full-time required to support this budget

For ALICE Survival Budget sources, visit UnitedForALICE.org/Methodology

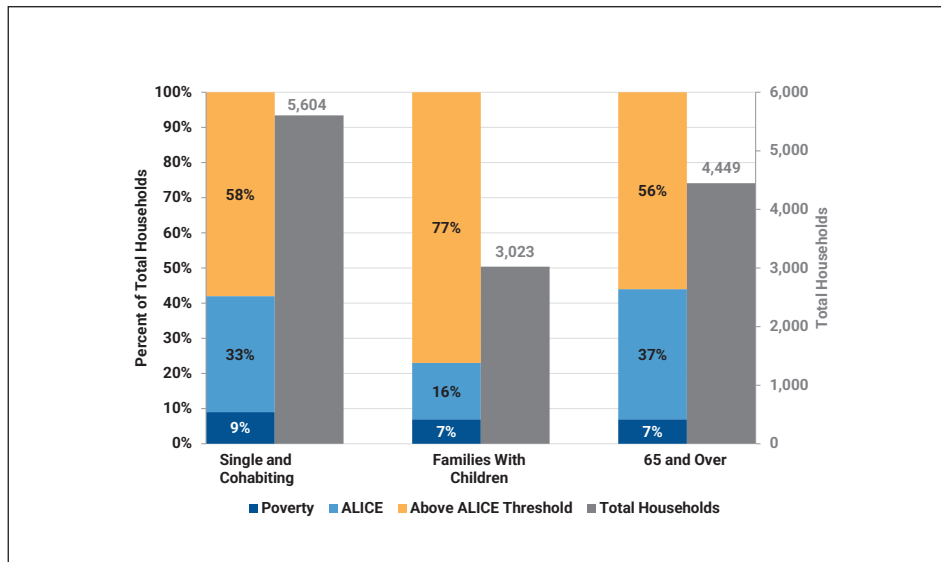
Financial Hardship is Not Evenly Distributed

Groups with the largest number of households below the ALICE Threshold tend to also be the largest demographic groups. However, when looking at the percentage of each group that is below the ALICE Threshold, some groups are more likely to be ALICE than others.

By addressing the disparities in financial hardship by county demographics, community members can move toward more equitable solutions.

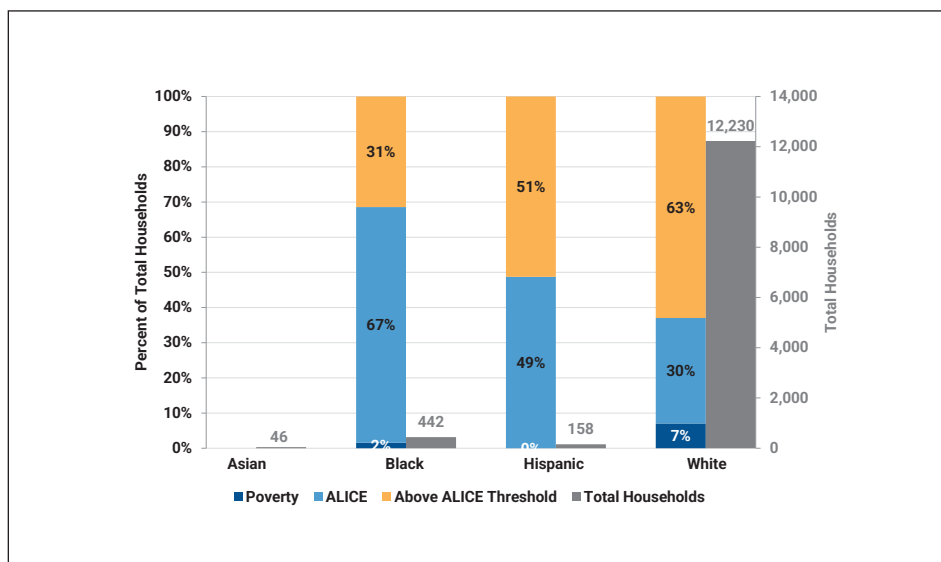
Visit UnitedForALICE.org/Virginia to view more national, state, and county data.

Household Financial Status by Household Type, Botetourt County, 2021



Source: ALICE Threshold, 2021; American Community Survey, 2021

Household Financial Status by Race/Ethnicity, Botetourt County, 2021



Note: All racial categories are for one race alone. Race and ethnicity are overlapping categories; the Asian and Black groups may include Hispanic households. The White group includes only White, non-Hispanic households. The Hispanic group may include households of any race.

Source: ALICE Threshold, 2021; American Community Survey, 2021

Botetourt County, 2021		
Town	Total Households	% ALICE & Poverty
Blue Ridge CDP	1,196	30%
Buchanan town	453	58%
Cloverdale CDP	1,514	50%
Daleville CDP	1,072	28%
Eagle Rock CDP	113	71%
Fincastle town	239	46%
Laymantown CDP	688	37%
Troutville town	207	73%

Note: Municipal-level data on this page is 1 or 5-year averages for Incorporated Places. Totals will not match county-level numbers because some places cross county borders, data is not available for the smallest places, and county-level data is often 1-year estimates.

ALICE IN CRAIG COUNTY



2021 Point-in-Time Data

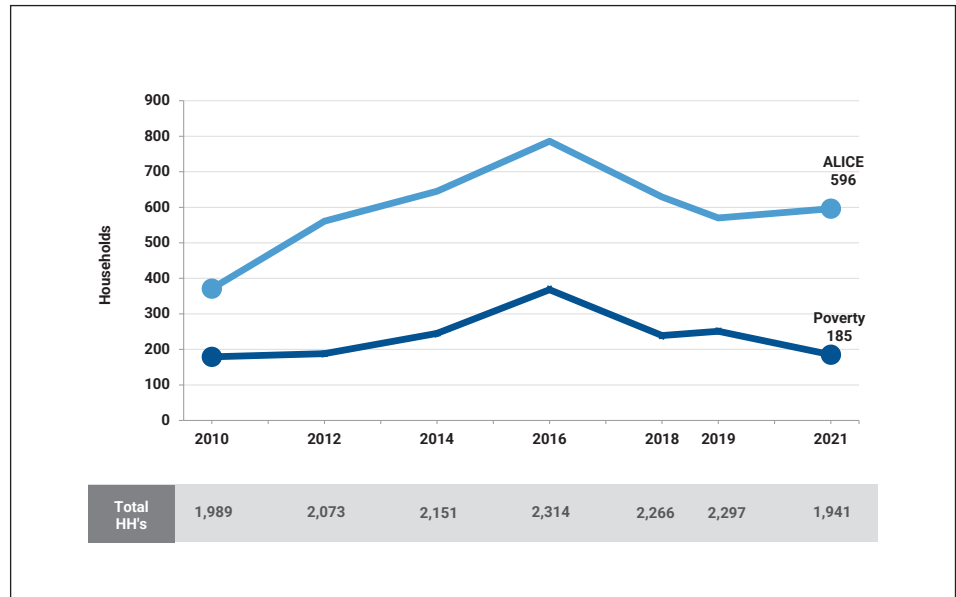
Population: 4,914 • **Number of Households:** 1,941 (-15% change from 2019)
Median Household Income: \$60,283 (state average: \$80,963)
Labor Force Participation Rate: 51.8% (state average: 65.2%)
ALICE Households: 31% (state average: 28%) • **Households in Poverty:** 10% (state average: 10%)

Financial Hardship Changes Over Time

ALICE is an acronym for **A**sset **L**imited, **I**ncome **C**onstrained, **E**mloyed – households that earn more than the Federal Poverty Level, but less than the basic cost of living for the county (the ALICE Threshold). Households below the ALICE Threshold – ALICE households plus those in poverty – can't afford the essentials.

As circumstances change, households may find themselves below or above the ALICE Threshold at different times. While the COVID-19 pandemic brought employment shifts, health struggles, and school/business closures in 2021, it also spurred unprecedented public assistance through pandemic relief measures. In 2019, 821 households in Craig County were below the ALICE Threshold; in 2021 this number changed to 781, (a -5% change).

Households by Income, Craig County, 2010–2021



Note: See an interactive version of this data at UnitedForALICE.org/Virginia.

Sources: ALICE Threshold, 2010–2021; American Community Survey, 2010–2021

The Cost of Basics Outpaces Wages

The Household Survival Budget reflects the minimum cost to live and work in the modern economy and includes housing, child care, food, transportation, health care, a smartphone plan, and taxes. It does not include savings for emergencies or future goals like college or retirement. The Household Survival Budget is calculated at the county level and varies by household composition, as costs can vary greatly depending on location and household needs.

In 2021, household costs in Craig County were well above the Federal Poverty Level of \$12,880 for a single adult and \$26,500 for a family of four.

To see costs for different household compositions in Craig County, visit UnitedForALICE.org/Household-Budgets/Virginia

Household Survival Budget, Craig County, 2021

	SINGLE ADULT	2 ADULTS, 1 INFANT, 1 PRESCHOOLER
Monthly Costs and Credits		
Housing – Rent	\$487	\$649
Housing – Utilities	\$154	\$292
Child Care	–	\$1,021
Food	\$442	\$1,204
Transportation	\$330	\$807
Health Care	\$230	\$927
Technology	\$75	\$110
Miscellaneous	\$172	\$501
Tax Payments	\$296	\$1,054
Tax Credits	\$0	-\$1,110
Monthly Total	\$2,186	\$5,455
ANNUAL TOTAL	\$26,232	\$65,460
Hourly Wage*	\$13.12	\$32.73

*Wage working full-time required to support this budget

For ALICE Survival Budget sources, visit UnitedForALICE.org/Methodology

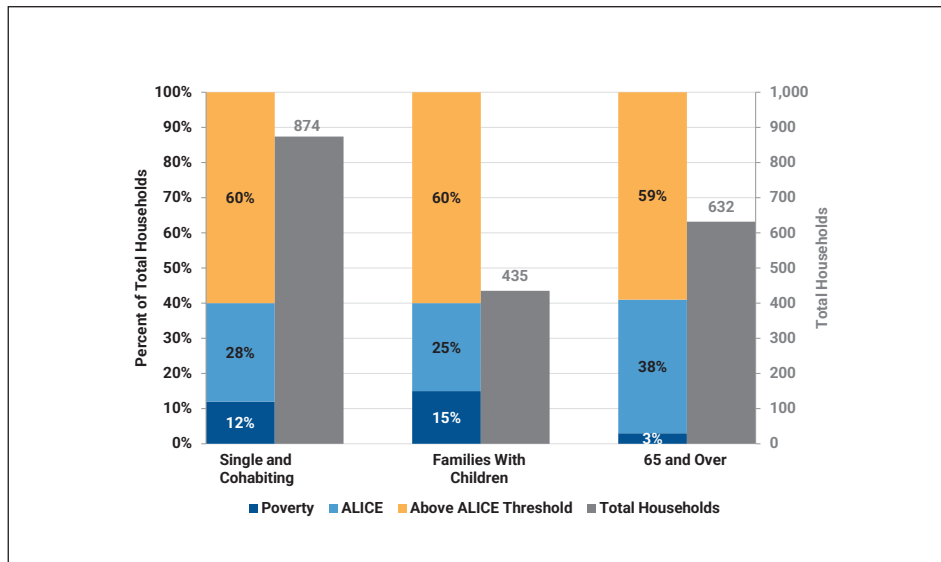
Financial Hardship is Not Evenly Distributed

Groups with the largest number of households below the ALICE Threshold tend to also be the largest demographic groups. However, when looking at the percentage of each group that is below the ALICE Threshold, some groups are more likely to be ALICE than others.

By addressing the disparities in financial hardship by county demographics, community members can move toward more equitable solutions.

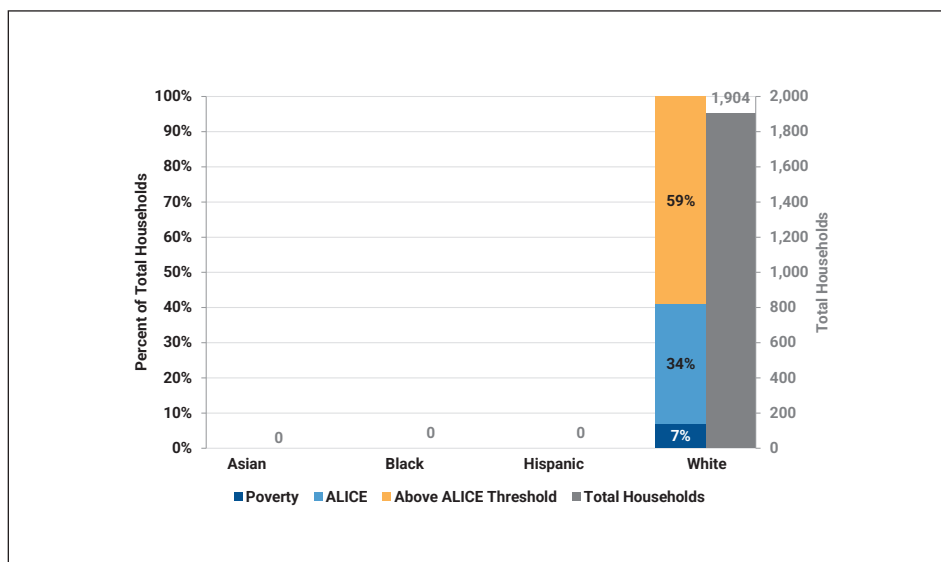
Visit UnitedForALICE.org/Virginia to view more national, state, and county data.

Household Financial Status by Household Type, Craig County, 2021



Source: ALICE Threshold, 2021; American Community Survey, 2021

Household Financial Status by Race/Ethnicity, Craig County, 2021



Note: All racial categories are for one race alone. Race and ethnicity are overlapping categories; the Asian and Black groups may include Hispanic households. The White group includes only White, non-Hispanic households. The Hispanic group may include households of any race.

Source: ALICE Threshold, 2021; American Community Survey, 2021

Craig County, 2021		
Town	Total Households	% ALICE & Poverty
New Castle town	102	46%

Note: Municipal-level data on this page is 1 or 5-year averages for Incorporated Places. Totals will not match county-level numbers because some places cross county borders, data is not available for the smallest places, and county-level data is often 1-year estimates.

ALICE IN FRANKLIN COUNTY



2021 Point-in-Time Data

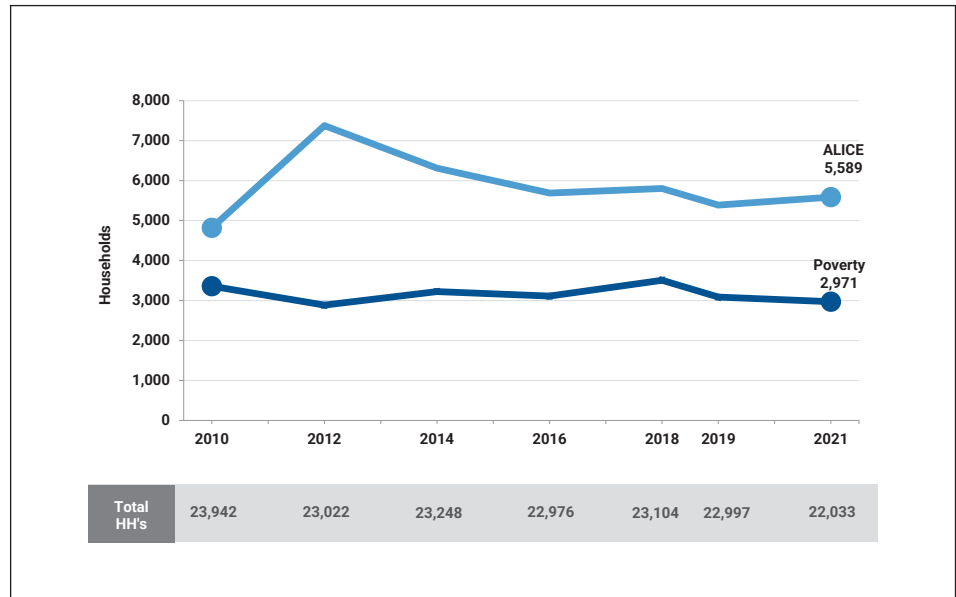
Population: 54,829 • **Number of Households:** 22,033 (-4% change from 2019)
Median Household Income: \$59,667 (state average: \$80,963)
Labor Force Participation Rate: 53.4% (state average: 65.2%)
ALICE Households: 25% (state average: 28%) • **Households in Poverty:** 13% (state average: 10%)

Financial Hardship Changes Over Time

ALICE is an acronym for **A**sset **L**imited, **I**ncome **C**onstrained, **E**mloyed – households that earn more than the Federal Poverty Level, but less than the basic cost of living for the county (the ALICE Threshold). Households below the ALICE Threshold – ALICE households plus those in poverty – can't afford the essentials.

As circumstances change, households may find themselves below or above the ALICE Threshold at different times. While the COVID-19 pandemic brought employment shifts, health struggles, and school/business closures in 2021, it also spurred unprecedented public assistance through pandemic relief measures. In 2019, 8,476 households in Franklin County were below the ALICE Threshold; in 2021 this number changed to 8,560, (a 1% change).

Households by Income, Franklin County, 2010–2021



Note: See an interactive version of this data at UnitedForALICE.org/Virginia.

Sources: ALICE Threshold, 2010–2021; American Community Survey, 2010–2021

The Cost of Basics Outpaces Wages

The Household Survival Budget reflects the minimum cost to live and work in the modern economy and includes housing, child care, food, transportation, health care, a smartphone plan, and taxes. It does not include savings for emergencies or future goals like college or retirement. The Household Survival Budget is calculated at the county level and varies by household composition, as costs can vary greatly depending on location and household needs.

In 2021, household costs in Franklin County were well above the Federal Poverty Level of \$12,880 for a single adult and \$26,500 for a family of four.

To see costs for different household compositions in Franklin County, visit UnitedForALICE.org/Household-Budgets/Virginia

Household Survival Budget, Franklin County, 2021

	SINGLE ADULT	2 ADULTS, 1 INFANT, 1 PRESCHOOLER
Monthly Costs and Credits		
Housing – Rent	\$421	\$523
Housing – Utilities	\$154	\$292
Child Care	–	\$1,188
Food	\$402	\$1,097
Transportation	\$330	\$807
Health Care	\$230	\$927
Technology	\$75	\$110
Miscellaneous	\$161	\$494
Tax Payments	\$269	\$1,036
Tax Credits	\$0	-\$1,194
Monthly Total	\$2,042	\$5,280
ANNUAL TOTAL	\$24,504	\$63,360
Hourly Wage*	\$12.25	\$31.68

*Wage working full-time required to support this budget

For ALICE Survival Budget sources, visit UnitedForALICE.org/Methodology

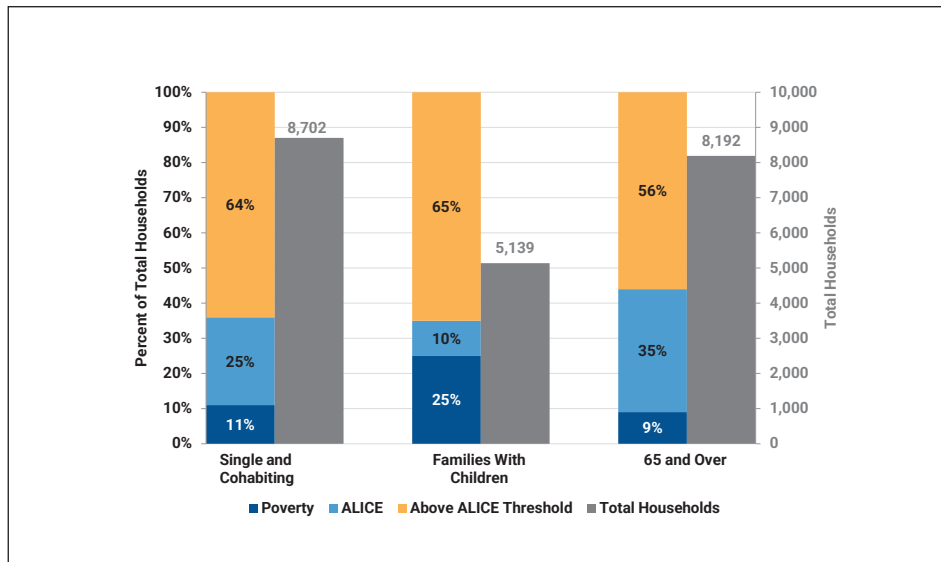
Financial Hardship is Not Evenly Distributed

Groups with the largest number of households below the ALICE Threshold tend to also be the largest demographic groups. However, when looking at the percentage of each group that is below the ALICE Threshold, some groups are more likely to be ALICE than others.

By addressing the disparities in financial hardship by county demographics, community members can move toward more equitable solutions.

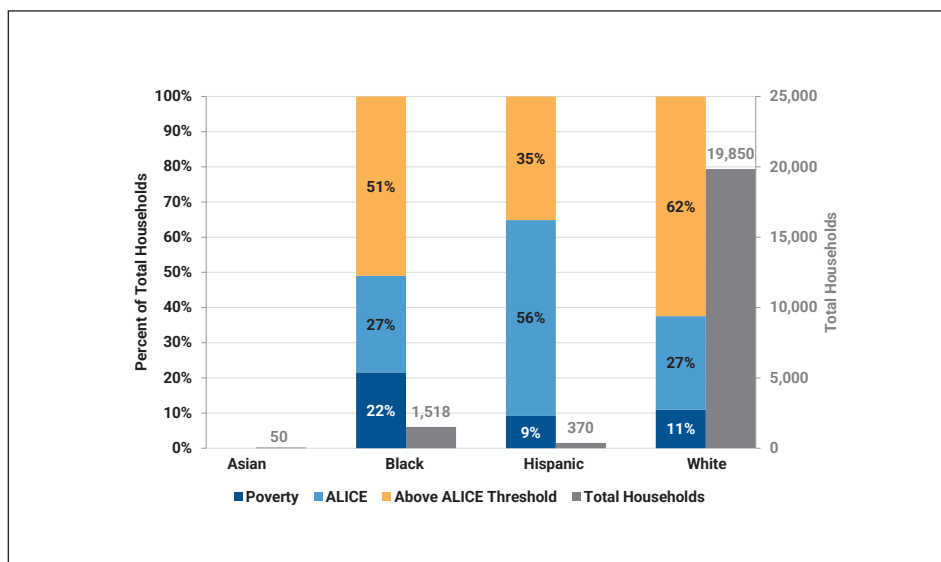
Visit UnitedForALICE.org/Virginia to view more national, state, and county data.

Household Financial Status by Household Type, Franklin County, 2021



Source: ALICE Threshold, 2021; American Community Survey, 2021

Household Financial Status by Race/Ethnicity, Franklin County, 2021



Note: All racial categories are for one race alone. Race and ethnicity are overlapping categories; the Asian and Black groups may include Hispanic households. The White group includes only White, non-Hispanic households. The Hispanic group may include households of any race.

Source: ALICE Threshold, 2021; American Community Survey, 2021

Franklin County, 2021		
Town	Total Households	% ALICE & Poverty
Ferrum CDP	430	70%
Henry Fork CDP	419	54%
North Shore CDP	1,498	19%
Penhook CDP	495	21%
Rocky Mount town	2,008	43%
Union Hall CDP	506	22%
Westlake Corner CDP	670	26%

Note: Municipal-level data on this page is 1 or 5-year averages for Incorporated Places. Totals will not match county-level numbers because some places cross county borders, data is not available for the smallest places, and county-level data is often 1-year estimates.

2021 Point-in-Time Data

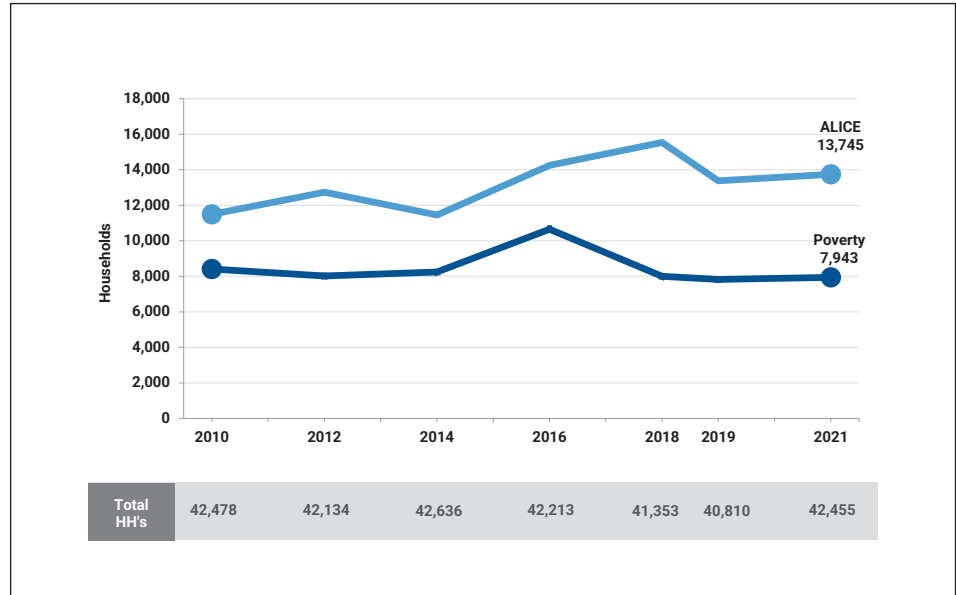
Population: 98,865 • **Number of Households:** 42,455 (4% change from 2019)
Median Household Income: \$47,202 (state average: \$80,963)
Labor Force Participation Rate: 63.2% (state average: 65.2%)
ALICE Households: 32% (state average: 28%) • **Households in Poverty:** 19% (state average: 10%)

Financial Hardship Changes Over Time

ALICE is an acronym for **A**sset **L**imited, **I**ncome **C**onstrained, **E**mloyed – households that earn more than the Federal Poverty Level, but less than the basic cost of living for the county (the ALICE Threshold). Households below the ALICE Threshold – ALICE households plus those in poverty – can't afford the essentials.

As circumstances change, households may find themselves below or above the ALICE Threshold at different times. While the COVID-19 pandemic brought employment shifts, health struggles, and school/business closures in 2021, it also spurred unprecedented public assistance through pandemic relief measures. In 2019, 21,204 households in Roanoke city were below the ALICE Threshold; in 2021 this number changed to 21,688, (a 2% change).

Households by Income, Roanoke city, 2010–2021



Note: See an interactive version of this data at UnitedForALICE.org/Virginia.

Sources: ALICE Threshold, 2010–2021; American Community Survey, 2010–2021

The Cost of Basics Outpaces Wages

The Household Survival Budget reflects the minimum cost to live and work in the modern economy and includes housing, child care, food, transportation, health care, a smartphone plan, and taxes. It does not include savings for emergencies or future goals like college or retirement. The Household Survival Budget is calculated at the county level and varies by household composition, as costs can vary greatly depending on location and household needs.

In 2021, household costs in Roanoke city were well above the Federal Poverty Level of \$12,880 for a single adult and \$26,500 for a family of four.

To see costs for different household compositions in Roanoke city, visit UnitedForALICE.org/Household-Budgets/Virginia

Household Survival Budget, Roanoke city, 2021

	SINGLE ADULT	2 ADULTS, 1 INFANT, 1 PRESCHOOLER
Monthly Costs and Credits		
Housing – Rent	\$651	\$890
Housing – Utilities	\$154	\$292
Child Care	–	\$1,229
Food	\$383	\$1,044
Transportation	\$330	\$807
Health Care	\$230	\$927
Technology	\$75	\$110
Miscellaneous	\$182	\$530
Tax Payments	\$326	\$1,135
Tax Credits	\$0	-\$1,215
Monthly Total	\$2,331	\$5,749
ANNUAL TOTAL	\$27,972	\$68,988
Hourly Wage*	\$13.99	\$34.49

*Wage working full-time required to support this budget

For ALICE Survival Budget sources, visit UnitedForALICE.org/Methodology

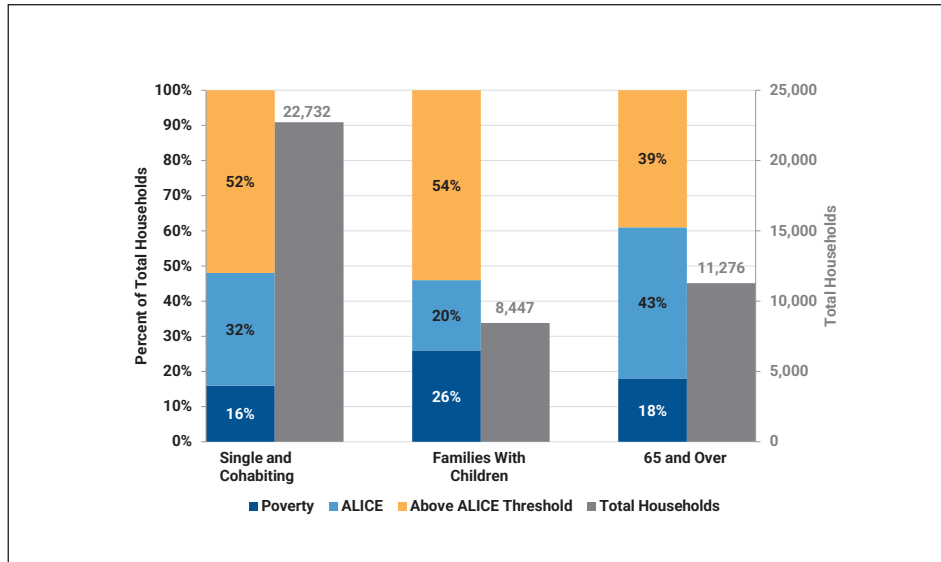
Financial Hardship is Not Evenly Distributed

Groups with the largest number of households below the ALICE Threshold tend to also be the largest demographic groups. However, when looking at the percentage of each group that is below the ALICE Threshold, some groups are more likely to be ALICE than others.

By addressing the disparities in financial hardship by county demographics, community members can move toward more equitable solutions.

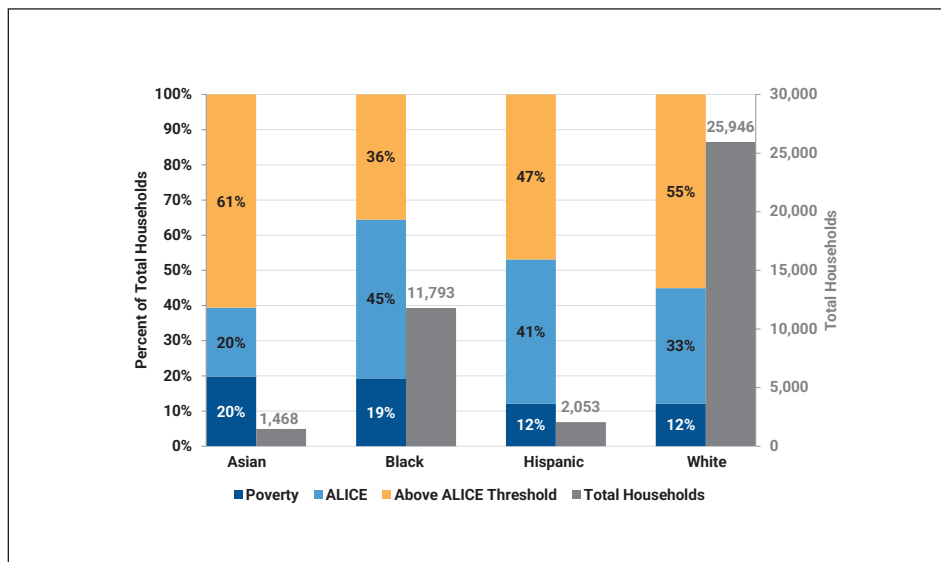
Visit UnitedForALICE.org/Virginia to view more national, state, and county data.

Household Financial Status by Household Type, Roanoke city, 2021



Source: ALICE Threshold, 2021; American Community Survey, 2021

Household Financial Status by Race/Ethnicity, Roanoke city, 2021



Note: All racial categories are for one race alone. Race and ethnicity are overlapping categories; the Asian and Black groups may include Hispanic households. The White group includes only White, non-Hispanic households. The Hispanic group may include households of any race.

Source: ALICE Threshold, 2021; American Community Survey, 2021

Roanoke city, 2021		
Town	Total Households	% ALICE & Poverty
Roanoke city	42,455	51%

Note: Municipal-level data on this page is 1 or 5-year averages for Incorporated Places. Totals will not match county-level numbers because some places cross county borders, data is not available for the smallest places, and county-level data is often 1-year estimates.

ALICE IN ROANOKE COUNTY



2021 Point-in-Time Data

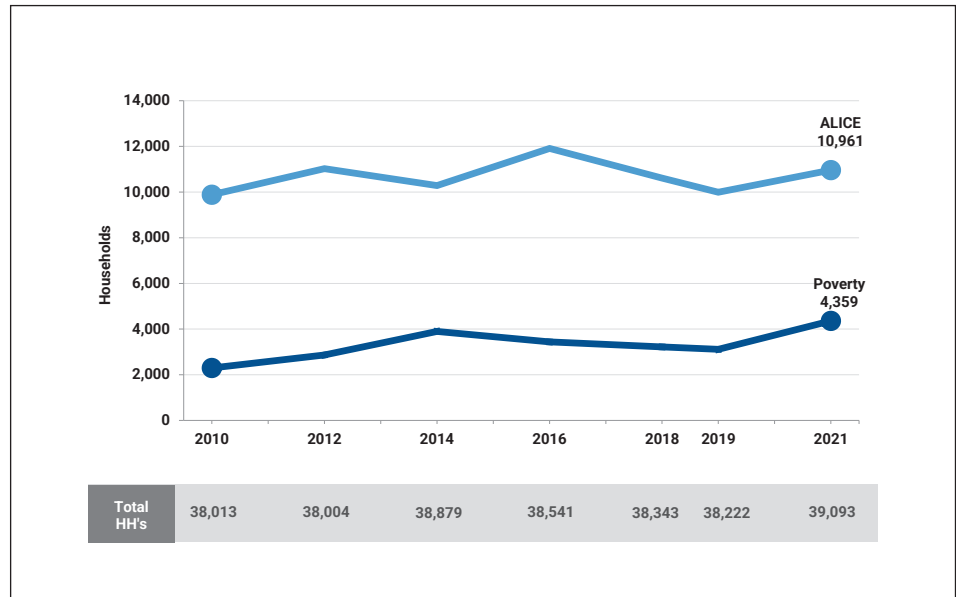
Population: 96,589 • **Number of Households:** 39,093 (2% change from 2019)
Median Household Income: \$72,231 (state average: \$80,963)
Labor Force Participation Rate: 60.4% (state average: 65.2%)
ALICE Households: 28% (state average: 28%) • **Households in Poverty:** 11% (state average: 10%)

Financial Hardship Changes Over Time

ALICE is an acronym for **A**sset **L**imited, **I**ncome **C**onstrained, **E**mloyed – households that earn more than the Federal Poverty Level, but less than the basic cost of living for the county (the ALICE Threshold). Households below the ALICE Threshold – ALICE households plus those in poverty – can't afford the essentials.

As circumstances change, households may find themselves below or above the ALICE Threshold at different times. While the COVID-19 pandemic brought employment shifts, health struggles, and school/business closures in 2021, it also spurred unprecedented public assistance through pandemic relief measures. In 2019, 13,108 households in Roanoke County were below the ALICE Threshold; in 2021 this number changed to 15,320, (a 17% change).

Households by Income, Roanoke County, 2010–2021



Note: See an interactive version of this data at UnitedForALICE.org/Virginia.

Sources: ALICE Threshold, 2010–2021; American Community Survey, 2010–2021

The Cost of Basics Outpaces Wages

The Household Survival Budget reflects the minimum cost to live and work in the modern economy and includes housing, child care, food, transportation, health care, a smartphone plan, and taxes. It does not include savings for emergencies or future goals like college or retirement. The Household Survival Budget is calculated at the county level and varies by household composition, as costs can vary greatly depending on location and household needs.

In 2021, household costs in Roanoke County were well above the Federal Poverty Level of \$12,880 for a single adult and \$26,500 for a family of four.

To see costs for different household compositions in Roanoke County, visit UnitedForALICE.org/Household-Budgets/Virginia

Household Survival Budget, Roanoke County, 2021

	SINGLE ADULT	2 ADULTS, 1 INFANT, 1 PRESCHOOLER
Monthly Costs and Credits		
Housing – Rent	\$791	\$1,096
Housing – Utilities	\$154	\$292
Child Care	–	\$1,229
Food	\$428	\$1,166
Transportation	\$330	\$807
Health Care	\$230	\$927
Technology	\$75	\$110
Miscellaneous	\$201	\$563
Tax Payments	\$377	\$1,227
Tax Credits	\$0	-\$1,215
Monthly Total	\$2,586	\$6,202
ANNUAL TOTAL	\$31,032	\$74,424
Hourly Wage*	\$15.52	\$37.21

*Wage working full-time required to support this budget

For ALICE Survival Budget sources, visit UnitedForALICE.org/Methodology

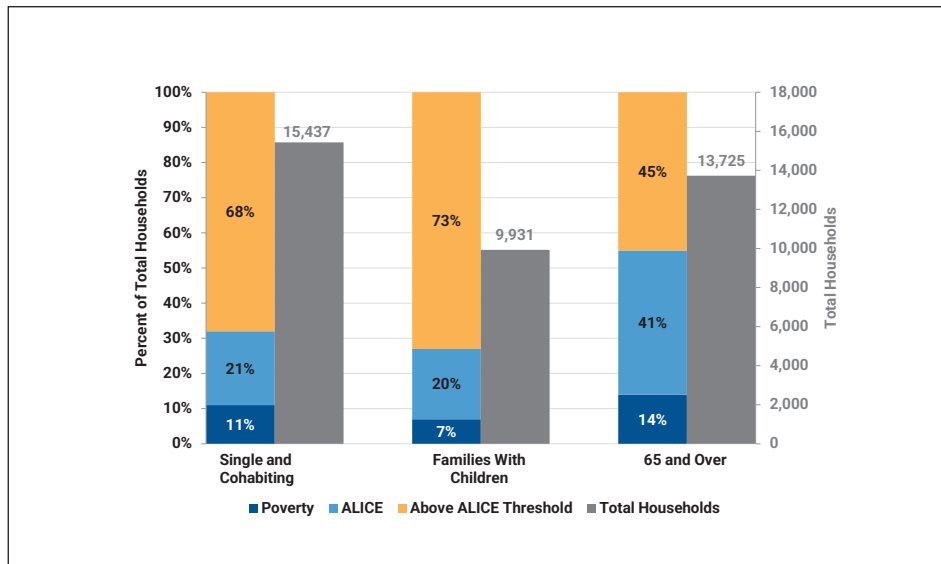
Financial Hardship is Not Evenly Distributed

Groups with the largest number of households below the ALICE Threshold tend to also be the largest demographic groups. However, when looking at the percentage of each group that is below the ALICE Threshold, some groups are more likely to be ALICE than others.

By addressing the disparities in financial hardship by county demographics, community members can move toward more equitable solutions.

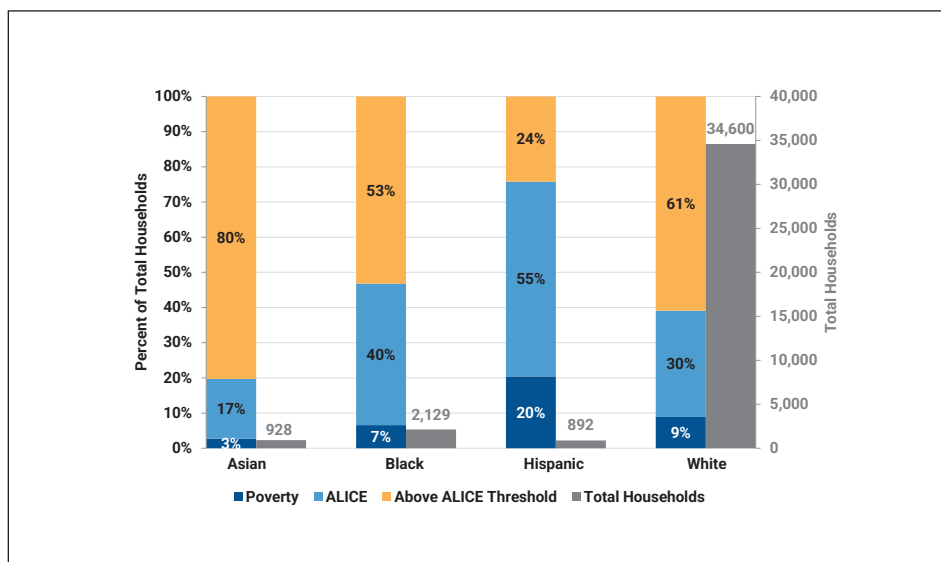
Visit UnitedForALICE.org/Virginia to view more national, state, and county data.

Household Financial Status by Household Type, Roanoke County, 2021



Source: ALICE Threshold, 2021; American Community Survey, 2021

Household Financial Status by Race/Ethnicity, Roanoke County, 2021



Note: All racial categories are for one race alone. Race and ethnicity are overlapping categories; the Asian and Black groups may include Hispanic households. The White group includes only White, non-Hispanic households. The Hispanic group may include households of any race.

Source: ALICE Threshold, 2021; American Community Survey, 2021

Roanoke County, 2021		
Town	Total Households	% ALICE & Poverty
Cave Spring CDP	10,903	36%
Glenvar CDP	497	75%
Hollins CDP	6,691	40%
Vinton town	3,660	49%

Note: Municipal-level data on this page is 1 or 5-year averages for Incorporated Places. Totals will not match county-level numbers because some places cross county borders, data is not available for the smallest places, and county-level data is often 1-year estimates.

2021 Point-in-Time Data

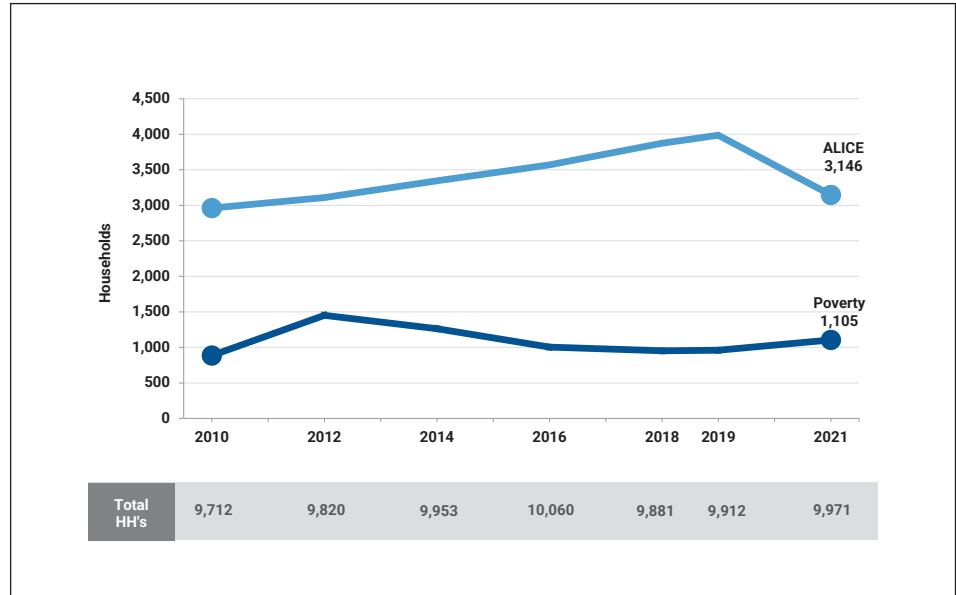
Population: 25,335 • **Number of Households:** 9,971 (1% change from 2019)
Median Household Income: \$66,472 (state average: \$80,963)
Labor Force Participation Rate: 62.4% (state average: 65.2%)
ALICE Households: 32% (state average: 28%) • **Households in Poverty:** 11% (state average: 10%)

Financial Hardship Changes Over Time

ALICE is an acronym for **A**sset **L**imited, **I**ncome **C**onstrained, **E**mloyed – households that earn more than the Federal Poverty Level, but less than the basic cost of living for the county (the ALICE Threshold). Households below the ALICE Threshold – ALICE households plus those in poverty – can't afford the essentials.

As circumstances change, households may find themselves below or above the ALICE Threshold at different times. While the COVID-19 pandemic brought employment shifts, health struggles, and school/business closures in 2021, it also spurred unprecedented public assistance through pandemic relief measures. In 2019, 4,946 households in Salem city were below the ALICE Threshold; in 2021 this number changed to 4,251, (a -14% change).

Households by Income, Salem city, 2010–2021



Note: See an interactive version of this data at UnitedForALICE.org/Virginia.

Sources: ALICE Threshold, 2010–2021; American Community Survey, 2010–2021

The Cost of Basics Outpaces Wages

The Household Survival Budget reflects the minimum cost to live and work in the modern economy and includes housing, child care, food, transportation, health care, a smartphone plan, and taxes. It does not include savings for emergencies or future goals like college or retirement. The Household Survival Budget is calculated at the county level and varies by household composition, as costs can vary greatly depending on location and household needs.

In 2021, household costs in Salem city were well above the Federal Poverty Level of \$12,880 for a single adult and \$26,500 for a family of four.

To see costs for different household compositions in Salem city, visit UnitedForALICE.org/Household-Budgets/Virginia

Household Survival Budget, Salem city, 2021

	SINGLE ADULT	2 ADULTS, 1 INFANT, 1 PRESCHOOLER
Monthly Costs and Credits		
Housing – Rent	\$760	\$1,050
Housing – Utilities	\$154	\$292
Child Care	–	\$1,229
Food	\$411	\$1,120
Transportation	\$330	\$807
Health Care	\$230	\$927
Technology	\$75	\$110
Miscellaneous	\$196	\$554
Tax Payments	\$364	\$1,201
Tax Credits	\$0	-\$1,215
Monthly Total	\$2,520	\$6,075
ANNUAL TOTAL	\$30,240	\$72,900
Hourly Wage*	\$15.12	\$36.45

*Wage working full-time required to support this budget

For ALICE Survival Budget sources, visit UnitedForALICE.org/Methodology

Financial Hardship is Not Evenly Distributed

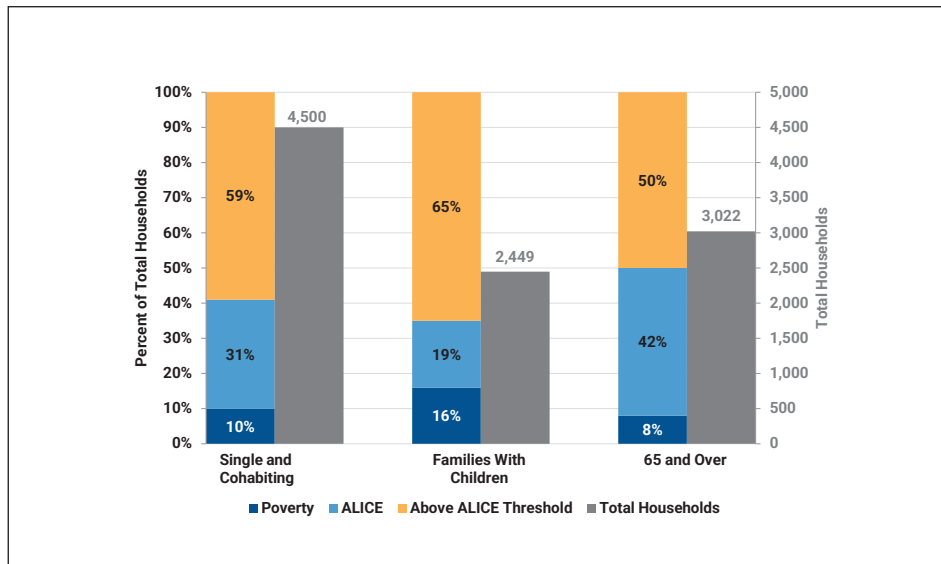
Groups with the largest number of households below the ALICE Threshold tend to also be the largest demographic groups. However, when looking at the percentage of each group that is below the ALICE Threshold, some groups are more likely to be ALICE than others.

By addressing the disparities in financial hardship by county demographics, community members can move toward more equitable solutions.

Visit UnitedForALICE.org/Virginia to view more national, state, and county data.

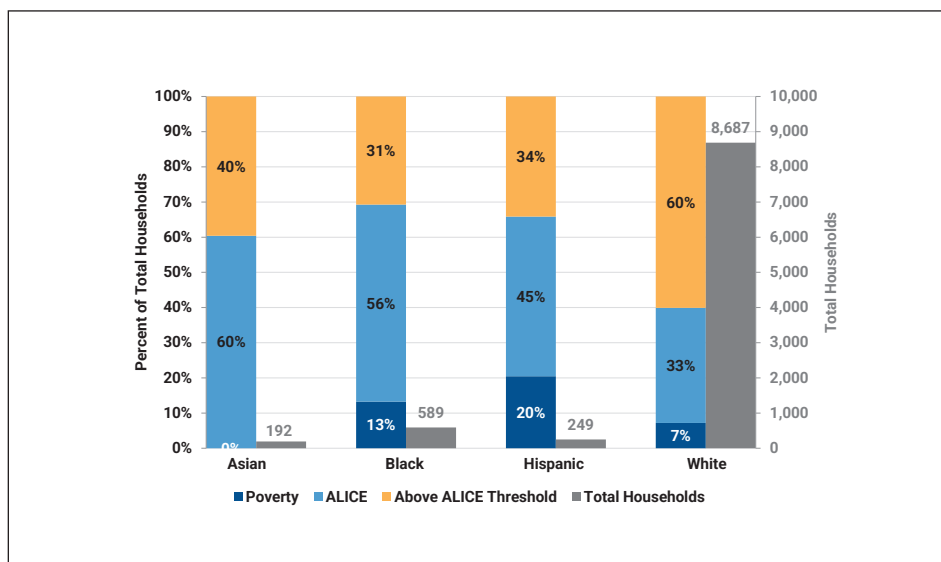
Salem city, 2021		
Town	Total Households	% ALICE & Poverty
Salem city	9,971	43%

Household Financial Status by Household Type, Salem city, 2021



Source: ALICE Threshold, 2021; American Community Survey, 2021

Household Financial Status by Race/Ethnicity, Salem city, 2021



Note: All racial categories are for one race alone. Race and ethnicity are overlapping categories; the Asian and Black groups may include Hispanic households. The White group includes only White, non-Hispanic households. The Hispanic group may include households of any race.

Source: ALICE Threshold, 2021; American Community Survey, 2021

Note: Municipal-level data on this page is 1 or 5-year averages for Incorporated Places. Totals will not match county-level numbers because some places cross county borders, data is not available for the smallest places, and county-level data is often 1-year estimates.